

PUTARURU NETBALL CENTRE DRAW FRIDAY MAY 17th 2024 – FIRST NIGHT OF NETBALL

| TIME | COURT 1 | COURT 2 | COURT 3 | COURT 4 | COURT 5 | COUNCIL |
|----------------|---|--|--|--|---------|---|
| 3.40 pm | PPS Stars V Tirau Sparkles Year 3/4 | PPS Magic V Teina Whero Year 3/4 | St Mary's Pluto V Pukeatua Kea Year 3/4 | Te Waotu Stars V Lichfield Flames Year 3/4 | | FUN FERNs COURT 5 & COURT COUNCIL |
| 4.05 pm | PPS Stars V Teina Ma Year 3/4 | St Mary's Saturn V PPS Magic Year 3/4 | Lichfield Flames V Teina Whero Year 3/4 | Te Waotu Stars V St Mary's Mars Year 3/4 | | |
| 4.30 pm | Tirau Sparkles V St Mary's Saturn Year 3/4 | Teina Ma V St Mary's Pluto Year 3/4 | St Mary's Mars V Pukeatua Kea Year 3/4 | Tirau Thunder V Lichfield Shooters Year 5/6 | | |

KIWI GOAL CHANGEOVER ON COURTS 1-3 & KIWI GOAL CHANGEOVER ON COURT 4 NEEDS CHANGING AT 4.05PM

| | | | | | |
|----------------|---|--|--|---|---|
| 5.00 pm | St Mary's Venus V St Mary's Mercury Year 5/6 | Tirau Swifts V PPS Mystic Year 5/6 | PPS Tactix V Pukeatua Kereru Year 5/6 | PC Mystic V St Mary's Stars Year 7/8 | PC Magic V Kura Waenga Tui Year 7/8 |
| 5.25 pm | PPS Mystic V Kura Waenga Kiwi Year 5/6 | Te Waotu Warriors V Lichfield Shooters Year 5/6 | St Mary's Jupiter V Pukeatua Kiwi Year 5/6 | Te Waotu V St Mary's Stars Year 7/8 | Wharepapa Sth Ferns V PC Mystic Year 7/8 |
| 5.50 pm | Kura Waenga Pukeko V Tirau Swifts Year 5/6 | Kura Waenga Kereru V PC Pulse Year 7/8 | St Mary's Mercury V Pukeatua Kereru Year 5/6 | St Mary's Earth V Pukeatua Tui Year 7/8 | PPS Tactix V Tirau Thunder Year 5/6 |
| 6.15 pm | Wharepapa Sth Ferns V St Mary's Neptune Year 7/8 | Kura Waenga Kiwi V St Mary's Jupiter Year 5/6 | Te Waotu Warriors V Pukeatua Kiwi Year 5/6 | St Mary's Earth V Kura Waenga Tui Year 7/8 | PC Magic V Te Waotu Year 7/8 |
| 6.40pm | | St Mary's Venus V Kura Waenga Pukeko Year 7/8 | Kura Waenga Kereru V St Mary's Neptune Year 7/8 | Pukeatua Tui V PC Pulse Year 7/8 | |
| 7.10pm | GO FOXY BYE | Shotz V Bad Boys (MIXED) | Sinnerz V St Pats (MIXED) | ROURKEZ V Aniwaps (MIXED) | SMOG V THE Originals (MIXED) |

DUTIES: CANTEEN: St Mary's School **COURTS & TOILETS:** Pukeatua & Co Schools **SENIOR DUTY:** ST PATS

Putaruru Netball Centres Code of Conduct



NETBALL NEW ZEALAND CODE OF CONDUCT

Putaruru Netball Centre endorses and implements the Code of Conduct and Ethics of Netball New Zealand. Below is the Code of Conduct for the Players, Parents and Spectators.

NNZ PLAYERS CODE OF CONDUCT AND ETHICS

As a player in any netball or netball related activity held under the auspices of NNZ, a Regional Entity or a Netball Centre you must meet the following requirements in regard to your conduct during any such activity or event:

1. Play equally hard for yourself and your team. Your team's performance will benefit so will you.
2. Treat all players as you would like to be treated. Do not bully or take unfair advantage of another player.
3. Control your temper, any verbal abuse or deliberate contact. Abusive behavior is unacceptable.
4. Play according to the rules of netball and the principles of fairplay.
5. Never argue with an umpire. If you are concerned, talk to your coach or captain.
6. Be a good sport, cheer all good play from both your team and the opposition.
7. Appreciate and co-operate with your coach, team mates and officials. There would be no game without them.
8. Take responsibility for your performance on and off the court.

PARENTS AND SPECTATORS CODE OF CONDUCT AND ETHICS

As a parent/guardian and spectator of netball or netball related activities held by or under the auspices of NNZ; a Regional Entity or a Netball Centre you are encouraged to meet the following requirements in regard to your conduct during any such activity or event:

1. Support the removal of verbal and physical abuse from the game.
2. If you disagree with an official, raise the issue via the appropriate channels rather than question the official's judgment and honesty in public.
3. Teach children that effort is as important as victory, so that the result of each game is accepted without undue disappointment.
4. If children are interested, encourage and support them to play. Avoid forcing children to play if reluctant.
5. Children learn by taking risks and making mistakes, encourage and support this.
6. Remember children are involved in netball for their enjoyment not yours.
7. Recognise and value the importance of coaches and other volunteers who give their time and resources to provide netball – they deserve your support.
8. Applaud good play by players on both teams.
9. Encourage children to play to the rules of the game and respect umpires' decisions.

Putaruru Netball Centres Concussion Policy



NETBALL NEW ZEALAND CONCUSSION POLICY

Netball New Zealand recognises the need for a specific Concussion Policy to direct actions, responses and treatment of concussion of all Netball players in New Zealand.

Concussion is a mild traumatic brain injury (mTBI). While the incidence in Netball is low, concussion is becoming a significant public health issue and is increasingly more prevalent across all sporting codes.

As Netball becomes a faster and more physical sport, specific guidelines are important to protect the wellbeing and welfare of our players. The highest volume of concussions occurs among those aged 10 to 19 years. It is important in this developing age group to recognise the symptoms early to ensure treatment and prevent any longer-term consequences.

Concussion (and player wellbeing and welfare in general) is everyone's responsibility. Players, parents, coaches, and officials need to act in the player's best interests and their wellbeing/welfare by taking responsibility for recognising, removing and referring to a medical doctor any player suspected to have sustained a concussion. They should collectively ensure that appropriate concussion guidelines are followed.

Recognise, Remove and Refer

- If a concussion is suspected, remove the player from the playing or training environment immediately and seek treatment from a medical doctor.
- If a concussion is suspected, the player must not re-enter training/playing on the same day unless cleared by a medical doctor.
- Manage all unconscious players using first aid principles. Call 111 immediately if a player has lost consciousness or has cervical (neck) pain. Do not move them.
- It may take hours (or even days) for symptoms to become obvious.
- A medical doctor's assessment, diagnosis and plan is paramount as diagnosis can be challenging and clinical judgement is required.
- A concussed player must stand down from competitive play until the concussion is fully resolved. The player must have been cleared by a medical doctor to return to competitive play, and have followed a return to play programme.

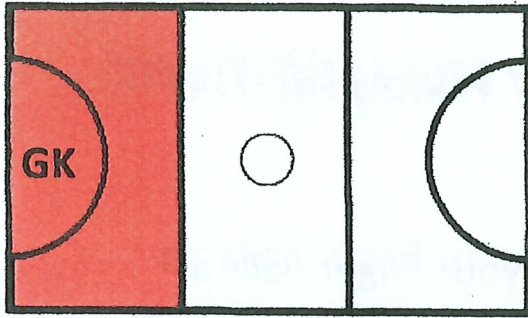
Putaruru Netball Centre request:

In the event of a child receiving any form of concussion symptoms or knocks to the head PNC would like the following to take place.

- Remove the child immediately from the game. This child is NOT to return to the court for any further games that night. (They can be replaced by another player.)
- Have the coach of the team contact the child's parent explaining what has happened.
- Add the child's name, school, position and a brief description of what has happened on to the back of the score card.
- Inform the school of the incident.
- The school is to follow up with the child's parents' mid-week to check on the progress.
- The following week let the person in netball control what the outcome of the child was so that the child's name can be ticked off from the PNC Concussion registrar.

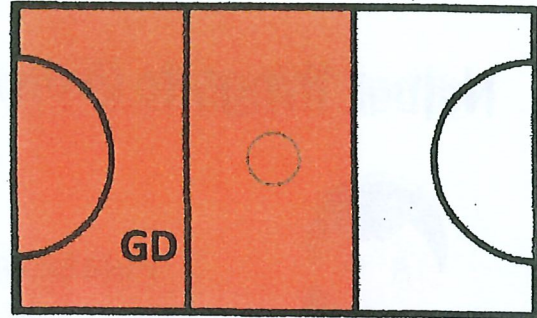
A full copy of the Netball New Zealand Community Concussion Guidelines will be held at control.

Netball Positions and Roles



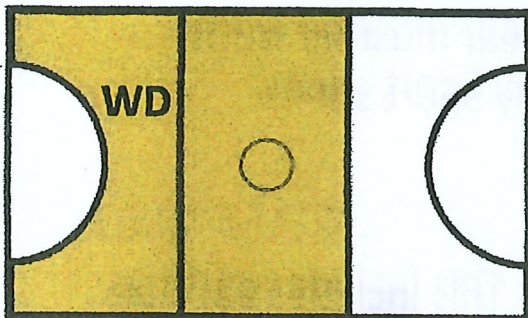
GK – Goal Keeper

Stop the other team scoring a goal. Only allowed in their defensive goal third, including the shooting circle.



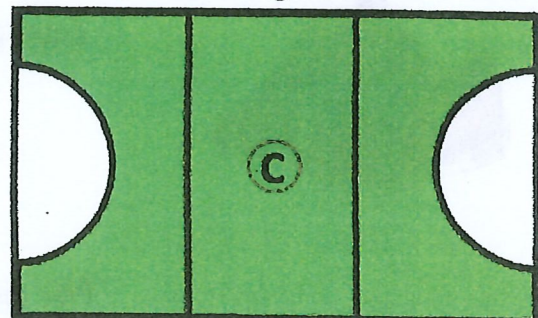
GD – Goal Defence

Help GK and stop opposition scoring a goal. Allowed in both the centre third and their defensive third, including the shooting circle.




WD – Wing Defence

Help the GD, and stop the ball making it to the other teams goal circle. Allowed in the centre and defensive thirds, however they are not allowed in the shooting circle.



C – Centre

Help get the ball where it's needed, by helping both the attack & defence team members. Allowed in all 3 thirds of the netball court except for the shooting circles at either end of the court.



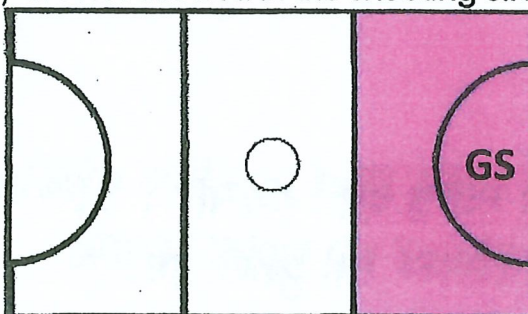
WA – Wing Attack

Help GA and get the ball into the team's shooting circle. Allowed in both the centre third and the goal third in the direction their team is shooting, they are not allowed in the shooting circle.



GA – Goal Attack

One of two players on a netball team allowed to shoot and score points. Role is to support GS as well as score goals. Allowed in both the centre third and attacking goal third including the shooting circle.



GS – Goal Shooter

One of two players on a netball team allowed to shoot and score points. Role is to score goals. Only allowed in the attacking goal third, including the shooting circle.

Please note: Bold position on each picture is where you start, at the start of a game or quarter after each goal is scored. Your opposition will start beside you e.g. GK & GS

Netball things to Remember for Friday Afternoons




Please make sure your finger nails are short and not sharp.




Correct footwear must be worn –
Preferably Sport shoes.



No Jewellery – This includes earrings
(please remove these before you arrive
to reduce risk of losing them).



Please arrive in your Netball Uniform this
is your Lichfield School Shirt and Black
skirt (girls) or Black shorts (boys).



Remember to bring a Water bottle.

**Bring your smiling faces, listening ears and positive attitude
ready to play your best and cheer on your team!**